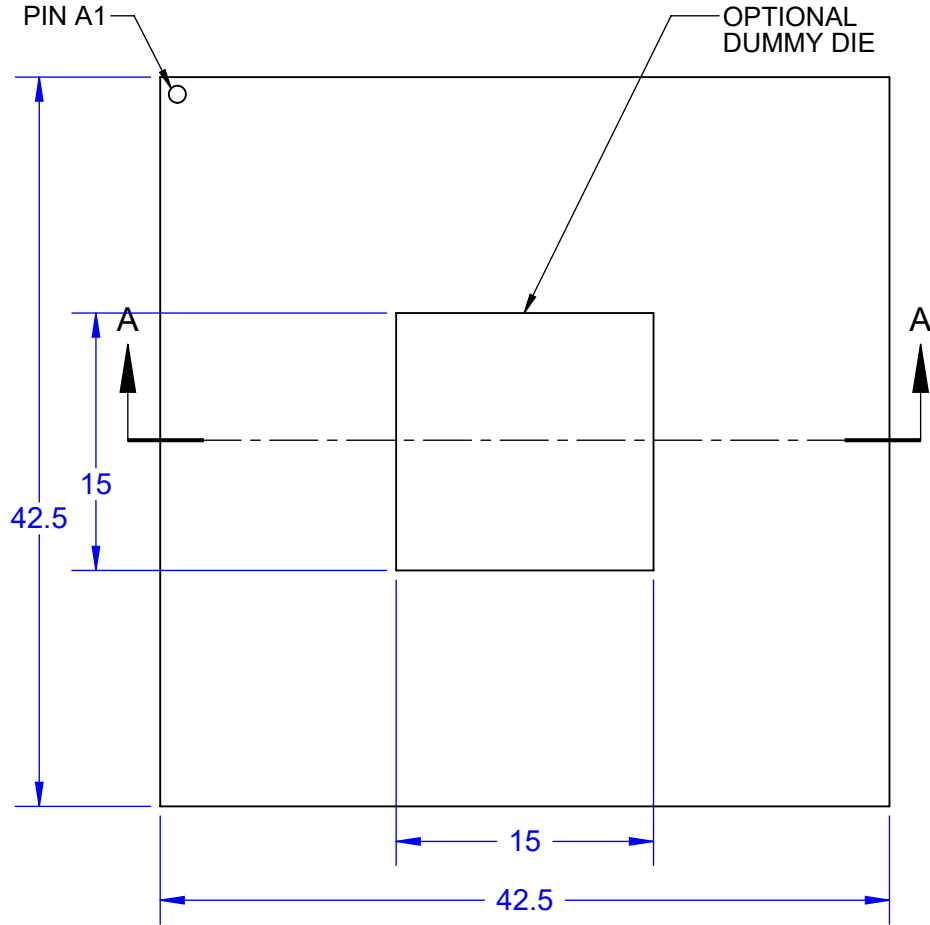
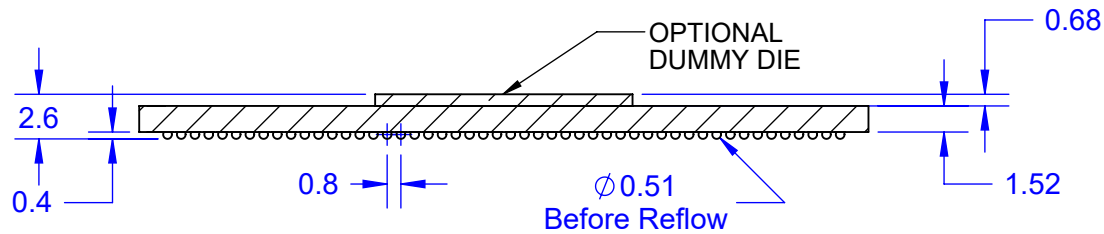



TOP VIEW



BALL VIEW



SECTION A-A

Notes: (Unless Otherwise Specified).

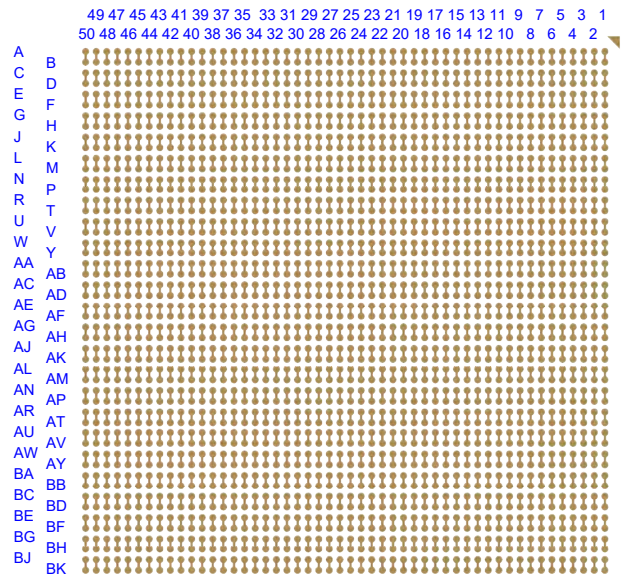
- 1) ALL DIMENSIONS ARE IN MM.
- 2) SOLDER BALL ALLOY: SEE PART NUMBER TABLE.
- 3) BALL DIAMETER (BEFORE REFLOW): 0.51mm (20 MIL).
- 4) SOLDER MASK DEFINED PAD OPENING: 0.45mm (17.7 MIL).
- 5) PAD Cu DIAMETER: 0.61mm (24 MIL).
- 6) SUBSTRATE MATERIAL: BT
- 7) DUMMY DIE IS OPTIONAL.
- 8) DAISY CHAIN PATTERN (SEE PAGE 2).
- 9) MSL-3 RECOMMENDED BAKING 24 HOURS @ 125°C TO REMOVE MOISTURE PRIOR SOLDERING TO PC BOARD.

PART NUMBER TABLE



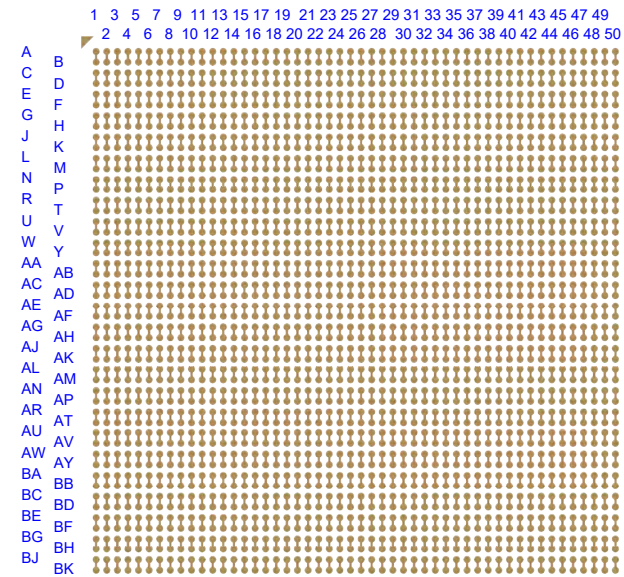
PART NUMBER	BALL ALLOY	Pb-Free	RoHS	Si DIE
LPGA2500T.8C-DC508D	Sn96.5/Ag3.0/Cu0.5	YES	YES	YES
LPGA2500T.8-DC508D	Sn63/Pb37	NO	NO	YES

APPROVALS	DATE	TopLine®			
DRAWN T.Au	6/16/2024				
ENG M. Hart	6/16/2024	TITLE		LPGA2500T.8-DC508D DAISY CHAIN DUMMY	
MFG		SCALE	SIZE	DRAWING NO.	REV
QA		1.8:1	A	585081	A
CUST		DO NOT SCALE DRAWING			SHEET 1 OF 9
REVISED					

BALL VIEW



BOTTOM SIDE (TOP X-RAY VIEW)



TEST VEHICLE BOARD

AFTER MOUNTING

Notes:


- 1) PCB BOARD DIMENSIONS ARE PRESENTED ONLY AS A GUIDELINE. DESIGNERS SHOULD USE THEIR OWN EXPERIENCE WHEN DESIGNING PCB.
- 2) PCB Cu BALL PAD DIAMETER 0.61mm (24 MIL).
- 3) PCB DAISY CHAIN TRACING LINE WIDTH 0.152mm (6 MIL).
- 4) SMD (SOLDER MASK DEFINED) PAD OPENING: 0.45mm (17.7 MIL).



TITLE		LPGA2500T.8-DC508D DAISY CHAIN DUMMY		
SCALE	SIZE	DRAWING NO.	REV	
1.4:1	A	585081	A	
DO NOT SCALE DRAWING			SHEET 2 OF 9	

BALL VIEW

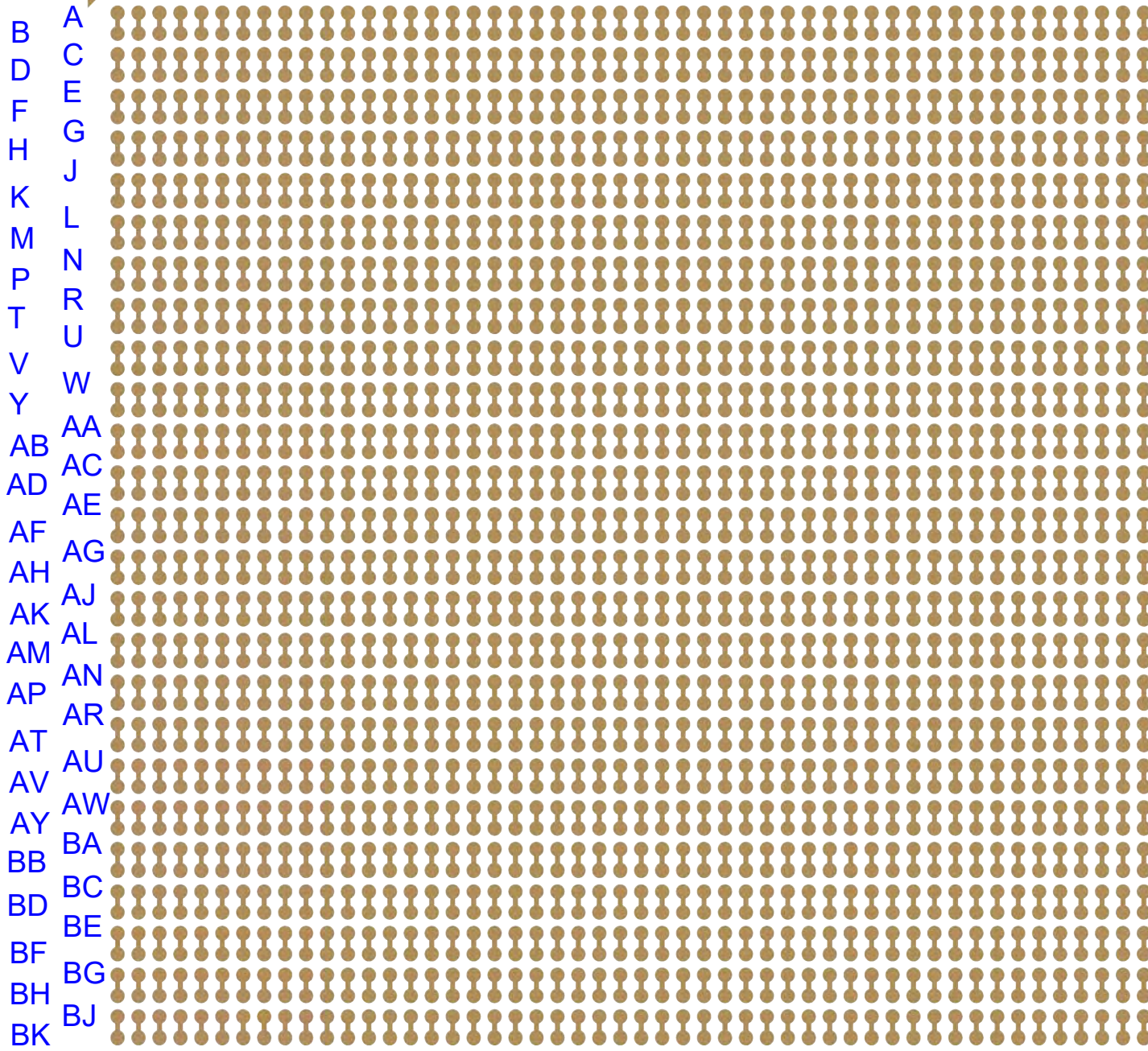
49 47 45 43 41 39 37 35 33 31 29 27 25 23 21 19 17 15 13 11 9 7 5 3 1
50 48 46 44 42 40 38 36 34 32 30 28 26 24 22 20 18 16 14 12 10 8 6 4 2



TITLE			
LBGA2500T.8-DC508D DAISY CHAIN DUMMY			
SCALE	SIZE	DRAWING NO.	REV
1.4:1	A	585081	A
DO NOT SCALE DRAWING			SHEET 3 OF 9


BOTTOM SIDE (TOP X-RAY VIEW)

1 3 5 7 9 11 13 15 17 19 21 23 25 27 29 31 33 35 37 39 41 43 45 47 49
 2 4 6 8 10 12 14 16 18 20 22 24 26 28 30 32 34 36 38 40 42 44 46 48 50



TopLine®			
TITLE		LPGA2500T.8-DC508D DAISY CHAIN DUMMY	
SCALE	SIZE	DRAWING NO.	REV
1.4:1	A	585081	A
DO NOT SCALE DRAWING			SHEET 4 OF 9

TEST VEHICLE BOARD




- NOTES:
- 1) PCB BOARD DIMENSIONS ARE PRESENTED ONLY A GUIDELINE. DESIGNERS SHOULD USE THEIR OWN KNOWLEDGE BASE WHEN DESIGNING THE PCB.
 - 2) PCB Cu BALL PADS DIAMETER 0.61mm (24 MIL)
 - 3) PCB DAISY CHAIN TRACING LINE WIDTH 0.152mm (6 MIL)
 - 4) SMD (SOLDER MASK DEFINED) PAD OPENING 0.45MM (17.7 MIL)
 - 5) VIA IN PAD OPTIONAL

TopLine®


TITLE			
LBGA2500T.8-DC508D DAISY CHAIN DUMMY			
SCALE	SIZE	DRAWING NO.	REV
1.4:1	A	585081	A
DO NOT SCALE DRAWING			SHEET 5 OF 9

AFTER MOUNTING



TopLine®			
TITLE		LBGA2500T.8-DC508D DAISY CHAIN DUMMY	
SCALE	SIZE	DRAWING NO.	REV
1.4:1	A	585081	A
DO NOT SCALE DRAWING			SHEET 6 OF 9

MODEL TOP VIEW



TopLine[®]


TITLE LPGA2500T.8-DC508D
DAISY CHAIN DUMMY

SCALE 1.4:1	SIZE A	DRAWING NO. 585081	REV A
----------------	-----------	-----------------------	----------

DO NOT SCALE DRAWING

SHEET 7 OF 9

MODEL BALL VIEW



TopLine[®]

TITLE LPGA2500T.8-DC508D
DAISY CHAIN DUMMY

SCALE 1.4:1	SIZE A	DRAWING NO. 585081	REV A
----------------	-----------	-----------------------	----------


DO NOT SCALE DRAWING

SHEET 8 OF 9

SOLDER MASK BALL VIEW

49 47 45 43 41 39 37 35 33 31 29 27 25 23 21 19 17 15 13 11 9 7 5 3 1
 50 48 46 44 42 40 38 36 34 32 30 28 26 24 22 20 18 16 14 12 10 8 6 4 2

A
 B C
 D E
 F G
 H J
 K L
 M N
 P R
 T U
 V W
 Y AA
 AB AC
 AD AE
 AF AG
 AH AJ
 AK AL
 AM AN
 AP AR
 AT AU
 AV AW
 AY BA
 BB BC
 BD BE
 BF BG
 BH BJ
 BK



TopLine®			
TITLE		LBGA2500T.8-DC508D DAISY CHAIN DUMMY	
SCALE	SIZE	DRAWING NO.	REV
1.4:1	A	585081	A
DO NOT SCALE DRAWING			SHEET 9 OF 9